


FORTUNE'S GUIDE TO STREAMLINING YOUR CREATIVE WORKFLOW WITH ADOBE'S LATEST AI TOOLS

In today's fast-paced creative environment, efficiency isn't just a nice-to-have; it's a necessity. We at FORTUNE have curated some tips around Adobe's latest AI advancements to help you work smarter, not harder. Note that we're not evangelists for Adobe; we just believe these features could be beneficial for optimizing your workflow.



TIPS FOR EFFICIENT PHOTOGRAPHY

➤ FIREFLY WEB APP:

This isn't just another tool; it's an innovative space to experiment with AI-powered image editing, enabling quick concept tests.


➤ GENERATIVE FILL IN PHOTOSHOP:

Have gaps in your compositions? The Generative Fill tool can auto-fill them, making your editing process quicker.

➤ DENOISE IN LIGHTROOM:

Clean up unwanted noise in your images easily, particularly useful in low-light situations.

TIPS FOR STREAMLINED VIDEOGRAPHY



ENHANCE SPEECH IN PREMIERE PRO:

Quickly remove noise from voice recordings, eliminating the need for tedious manual editing.



3D WORKSPACE AND ROTO BRUSH IN AFTER EFFECTS:

Work with 3D models or segment objects from footage with greater accuracy, thus reducing manual editing time.



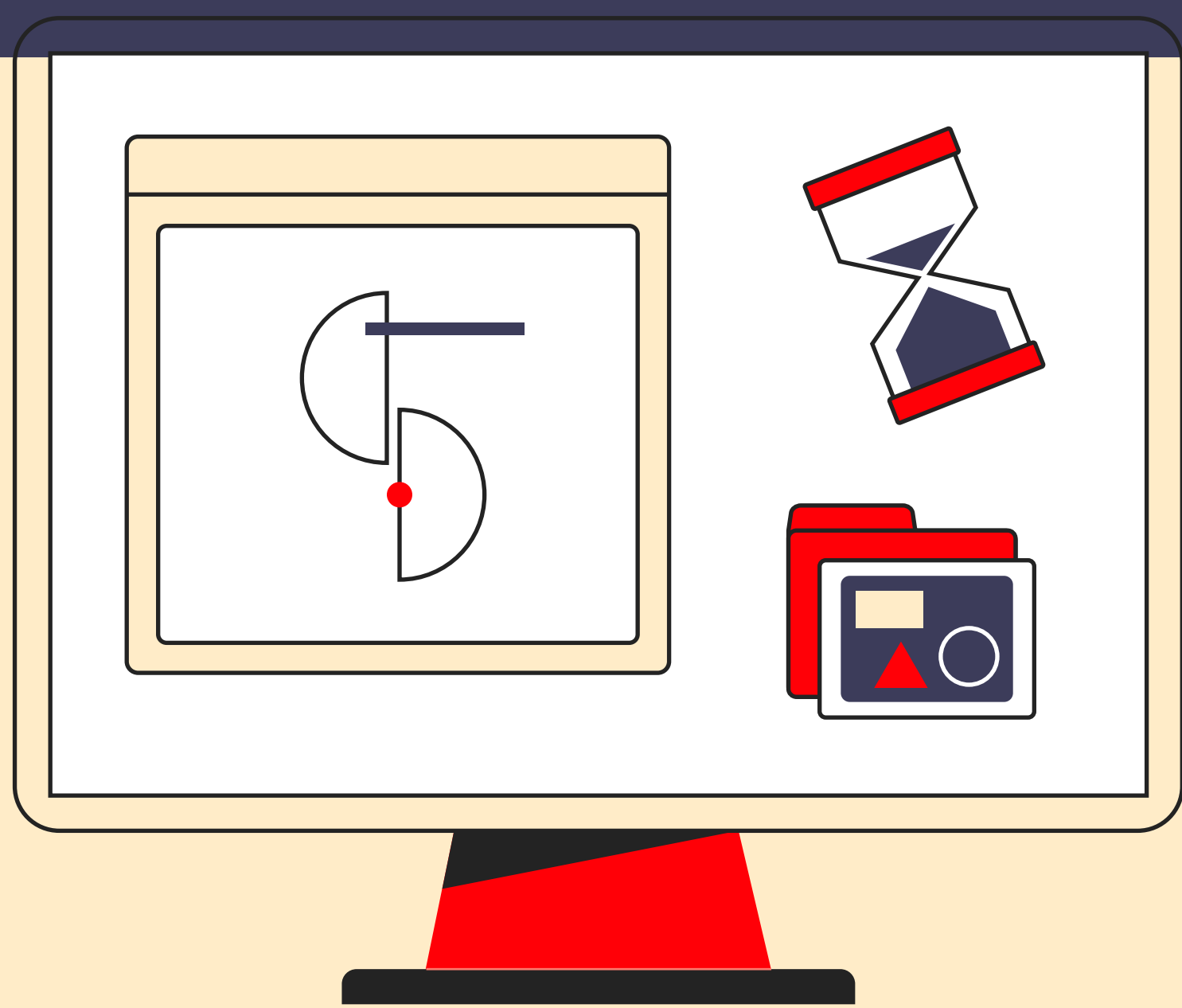
TEXT-BASED EDITING IN PREMIERE PRO:

Transcribe and edit your video through its transcript, helping you create a rough cut faster. The feature even helps by suggesting the removal of filler words.



SOUNDFUL, THE AI MUSIC GENERATOR:

While not an Adobe product, Soundful offers quick generation of royalty-free tracks. Free to sign up, you also get a certain number of tracks per month, providing another avenue for efficiency.



TIPS FOR EFFECTIVE GRAPHIC DESIGN

➤ GENERATIVE RECOLOR IN ILLUSTRATOR:

Quickly alter color schemes in your designs, cutting down the manual selection process.

➤ TEXT TO IMAGE AND TEXT EFFECTS IN ADOBE EXPRESS:

Add flair to your text without going through complex manual edits.

➤ ADOBE FIREFLY

Use generative AI and simple text prompts to create the highest-quality output — beautiful images, text effects, and fresh color palettes. Make all-new content from reference images and explore more possibilities, more quickly.

These are not just features but potential game-changers for your creative projects. We hope this guide helps you explore new ways to be more efficient in your work.

